














A Safe LIFE



Highlighted Indicators

Current	Trend	
		Reported cases of child abuse or neglect
		Juvenile arrest rate
		Reported domestic violence incident rate
		Violent crime rate
		Property crime rate
		Alcohol-related crashes

Good	
Fair	
Poor	
Not rated	

“Excellence” for the Fox Cities is defined as:

Community members and visitors of all ages, abilities, and income levels:

- Are safe from harm or neglect in their own homes
- View their schools, neighborhoods, communities, and the Fox Cities area as safe
- Have confidence in law enforcement, emergency services, disaster response and fire protection
- Receive the support they need if they are a victim of crime
- Are aware of and engage in prevention and early intervention

A Safe LIFE

The pages listed below contain data from published sources presented in this section. Results from the Community and Leader surveys, sector expert groups, and community focus groups are also presented on most pages.

<u>Page</u>	<u>Data Shown</u>
Personal Safety, Children & Youth	<i>Reported cases of child abuse or neglect *</i> Preventable hospitalization rate per 1,000 children Foster home or residential placement rate <i>Juvenile arrest rate *</i> Juvenile status arrest rate Juvenile drug arrest rate
Personal Safety, Adults	Reported cases of elder abuse and neglect Reported sexual assaults <i>Reported domestic violence incident rate *</i>
Safety of Public	<i>Violent crime rate*</i> <i>Property crime rate*</i> Drug arrests
Public Safety System	County funding for Emergency Management
Motor Vehicle Safety	Crashes and major causes of crashes <i>Alcohol-related crashes*</i> and deaths

* *Highlighted Indicator*

For more information on safety:

Child abuse and neglect information, <http://dcf.wisconsin.gov/cwreview/reports.htm>
 County expenditures on public safety (and other items), <http://www.revenue.wi.gov/report/e.html>
 Harbor House Domestic Abuse Programs, <http://harborhouseonline.org/index.html>
 KidsCount Report, Annie E. Casey Foundation, www.aecf.org
 Wisconsin Crime and Arrests, Wisconsin Office of Justice Assistance, <http://www.oja.wi.gov/>
 Wisconsin Department of Health Services, <http://www.dhs.wisconsin.gov/>
 Wisconsin Department of Transportation, <http://www.dot.wisconsin.gov/safety/motorist/crashfacts/docs/crashfacts.pdf>
 Wisconsin Domestic Abuse Incident Reports, <http://www.doj.state.wi.us/cvs/>

Personal Safety, Children & Youth

Data Highlights

Additional YRBS information can be found in A Healthy LIFE and LIFE at Home sections of the report.

- Figure 1** Rates of reported child abuse and neglect (ages 0-17) Outagamie and Winnebago counties show a substantial increase since 2001, exceeding the Wisconsin average in 2009. In 2009, while all cases were reviewed by authorities, 45% percent of reports made in Outagamie County were screened in for further investigation (matching the statewide screen-in rate) while Winnebago screened in 43% and Calumet County 34%.
- Figure 2** Preventable hospitalizations are conditions “where timely and effective ambulatory care can reduce the likelihood of hospitalization by preventing the onset of illness, control acute episode or manage chronic disease.” County rates locally were similar to statewide and have improved: in Outagamie County, the rate dropped from 7.3 per 1,000 children in 2005 to 3.3 in 2008; in Winnebago County, the rate declined from 7.6 in 2005 to 3.4 in 2009.
- Figure 3** The foster home or residential placement rate for children was relatively consistent from 2005 to 2007 in Outagamie and Winnebago counties while Calumet County decreased slightly since 2005. All counties had a rate lower than Wisconsin in 2007 (most recent data).
- Figure 4** The Youth Risk Behavior Survey (YRBS) is conducted in a comprehensive manner in Fox Cities middle and high schools. Results indicate that a large portion of high school students experience bullying and see it as a problem at their schools.

Figure 4

2009-10 Youth Risk Behavior Survey		
	Fox Cities	WI
Harassment and bullying is problem at my school (%agree)	46	42
Bullied at school, past year (%agree)	24	23

Source: CESA 6/School Districts

Progress and Concerns

Although children are hospitalized less often for preventable injuries, the safety of children and youth is a definite concern locally given recent trends: the rate of child abuse and neglect reports are up in recent years in Outagamie and Winnebago Counties (Calumet County showed a decline). A large number of students in area high schools perceive bullying as a problem at their schools, and this occurs at a much higher percentage than in Wisconsin overall. Further investigation into the reasons that students are so concerned is needed.

Figure 1

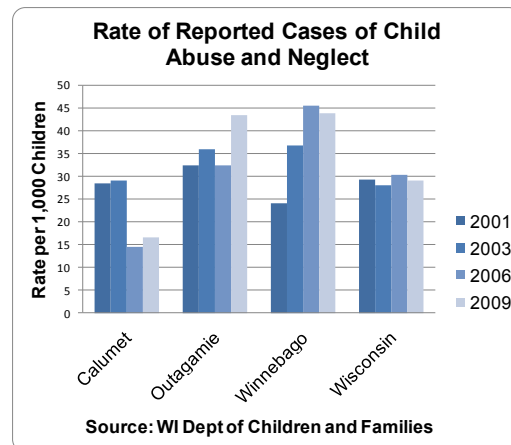


Figure 2

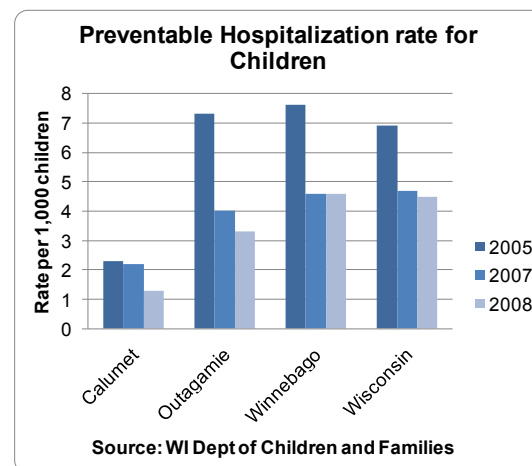
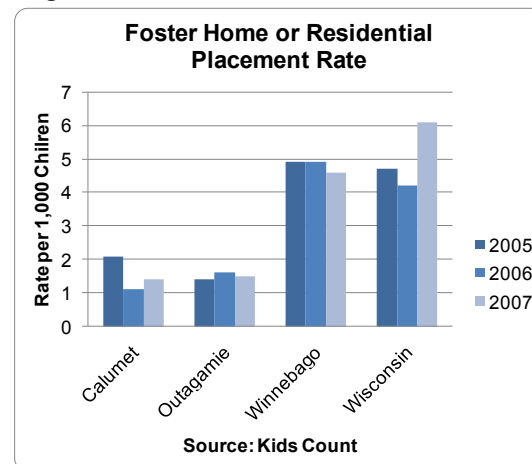


Figure 3



66% of leaders said the area was Good or Excellent at preventing juvenile crime.

Personal Safety, Children & Youth, cont.

Figure 1

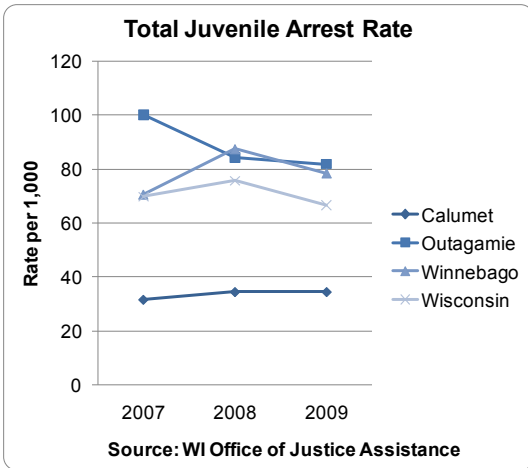


Figure 2

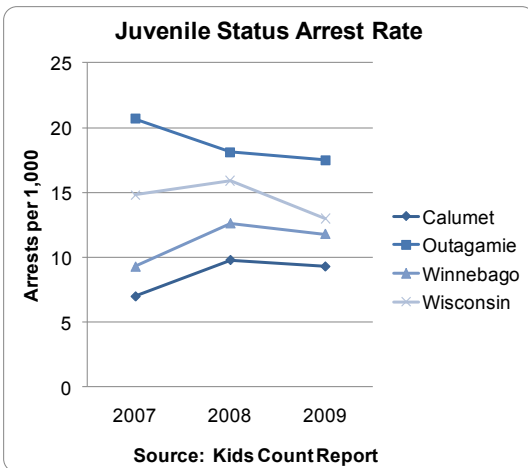
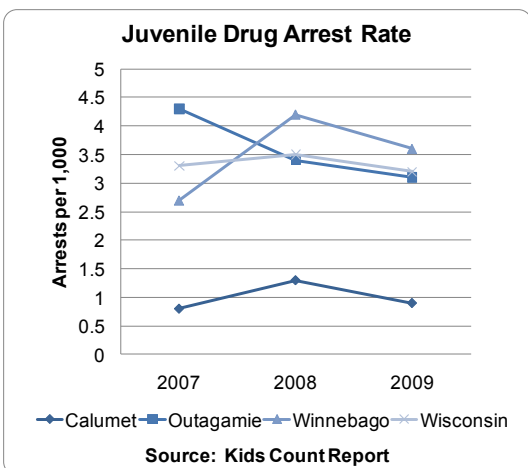


Figure 3



Data Highlights

- Figure 1** Since 2000, Outagamie County has exceeded the state total juvenile arrest rate, although a decline has occurred between 2007 and 2009, while Calumet County remained consistently below. The 2009 juvenile arrest rate was 82 per 1,000 youth in Outagamie County and 79 in Winnebago County, compared to 67 in Wisconsin.
- Figure 2** Juvenile status arrests consist of runaways, curfew and alcohol violations. Although recent rates have declined, in 2009 Outagamie had a higher rate of juvenile status arrests per 1,000 youth than elsewhere (17.5), compared to 11.8 in Winnebago County and 13 in Wisconsin.
- Figure 3** In 2009, the rate of juvenile arrests for drug possession or sale (3.1 per 1,000 youth in Outagamie County) was similar to its rate in 2000 (3.0). In 2009, Winnebago County's rate was 3.6 per 1,000, and Wisconsin's, 3.2.
- Pharmaceuticals are considered the leading drug abuse threat by many experts in this area, accounting for the vast majority of emergency room admissions and drug-related deaths (Lake Winnebago Area Drug Unit Threat Assessment, 2010). Our YRBS data show that area youth experiment with prescription medications and ecstasy. In the Fox Cities area, drug investigations are conducted by a multi-jurisdictional team, the Lake Winnebago Area Metropolitan Enforcement Group. This group completed a major drug threat assessment and teamed up with the re:THINK Winnebago coalition to develop Good Drugs Gone Bad, a tool kit developed in order to raise community awareness of the misuse of prescription drugs.
- In our panel on Safety, area experts shared that youth are a major concern in many aspects of safety. With child abuse and neglect, teen dating violence, and cyber-bullying cases on the rise, experts say it is critical for the community to focus on connecting children at a young age with prevention and education.

Progress and Concerns

The community and state have begun efforts to combat the abuse of prescription drugs. 'Good Drugs Gone Bad' is a collaborative effort to educate students about prescription drug abuse and proper drug disposal initiated by the Town of Menasha Police Department and reTHINK Winnebago Coalition. Rates of juvenile arrests for all reasons are similar to or below what they were in previous LIFE Studies, with the exception of juvenile drug arrests in Winnebago County, which are up since 2005.

36% of community and 41% of leaders felt that "ensuring healthy development of youth" should be a high priority

Personal Safety, Adults

Data Highlights

- Figure 1** The number of reported cases of elder abuse in Outagamie and Winnebago Counties fluctuated between 2003 and 2009. In 2009, Outagamie County had 122 reports. (Note: The numbers do not reflect changes in population; a change occurred in reporting methods in 2008).
- Figure 2** The rate of sexual assault reports for Outagamie and Winnebago counties, 103 and 111 per 100,000 adults, respectively, have climbed and both exceeded the state average of 86 in 2010. (Sexual assault rates were not reported until 2008).
- Figure 3** The 2009 rate of reported domestic violence incidents per 1,000 people has declined to 4.5 in Outagamie County since 2007 (when it was 4.8) while Winnebago County's rate increased from 4.9 to 6.0 over the same period, recently surpassing the state's average.
- A number of strong non-profit services exist that address the challenges of sexual assault and domestic violence, including Christine Ann Domestic Abuse Services, Harbor House, Reach Counseling Services, and the Sexual Assault Crisis Center.
- Abuse in the home was a large concern expressed by experts in our panel on safety. Child abuse and neglect are on the rise and elder abuse is increasing (especially scams and financial abuse by caretakers). They gave "violence in the home" as one of the most significant priorities to address.

Progress and Concerns

Fox Valley Voices of Men initiative was launched in 2007. This is an organization of men dedicated to changing the attitudes and actions of men and boys that contribute to the abuse of women and girls

Expert panelists focused on domestic issues when discussing concerns about safety in the Fox Cities area. Data back them up, especially when it comes to child abuse/neglect, sexual assault, and domestic violence in Winnebago County.

Figure 1

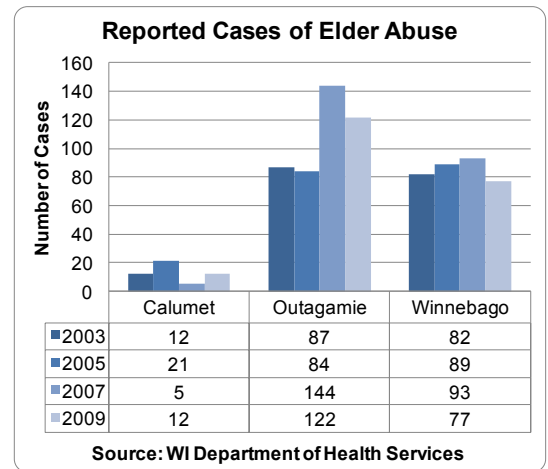


Figure 2

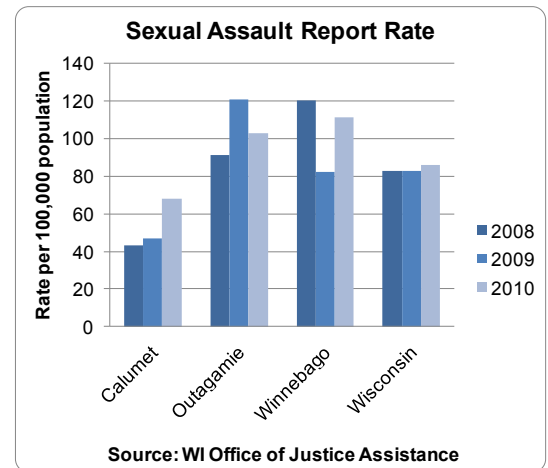
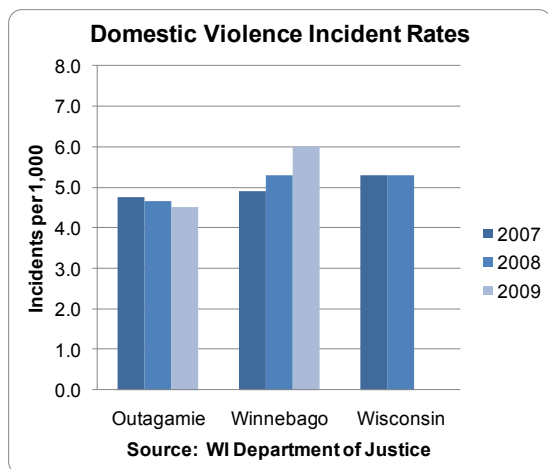


Figure 3



76% of leaders said the area was Good or Excellent at implementing policies that prevent crime.

Safety of Public

Figure 1

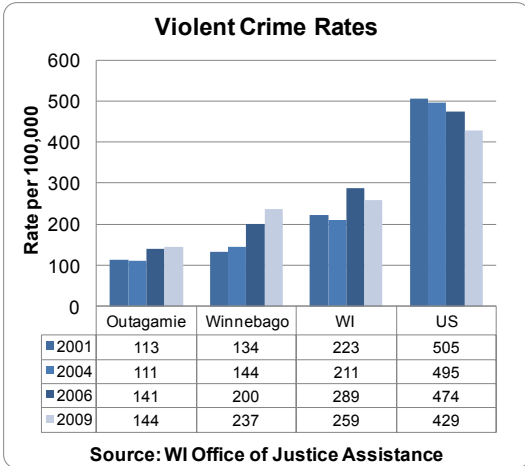


Figure 2

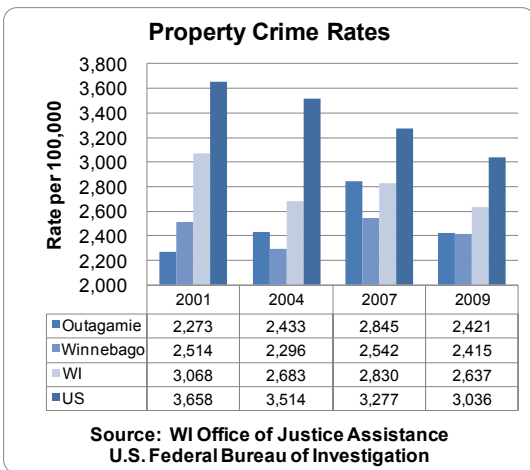
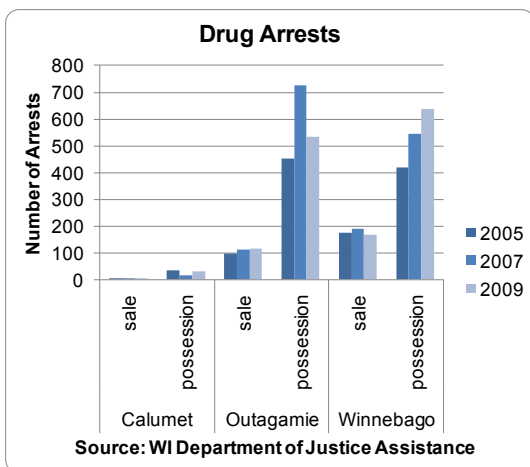


Figure 3



Data Highlights

- Figure 1** The rate of violent crimes (murder, forcible rape, aggravated assault and robbery offenses) in the Fox Cities area increased in recent years, but still comes in well below the U.S. average violent crime rates and below that of Wisconsin overall.
- Figure 2** The rate of property crimes (burglary, theft, motor vehicle theft and arson offenses) has steadily declined in the U.S. over the past decade. Locally, while county property crime rates are lower than in the U.S., Outagamie County saw an increase in 2007 when it matched the statewide property crime rate. This was followed by a decline in 2009.
- Figure 3** The number of arrests for drug crimes, for both sale and possession, fluctuated for all Fox Cities counties between 2005 and 2007. Winnebago County drug possession arrests increased by 52% between 2005 and 2009.
- The Lake Winnebago Area Metropolitan Enforcement Group (MEG) covers Calumet, Fond du Lac, Outagamie, and Winnebago Counties. The Drug Unit completed a Comprehensive Threat Assessment in 2010 and found that marijuana is still the most commonly abused drug, but Oxycontin and pharmaceutical drugs have become one of the most troubling emerging threats.
- Drug abuse and an increase in gang activities were large concerns for our experts in our panel on safety. They shared that the vast majority of property crimes are associated with drug abuse, and concurred that gangs have expanded drug dealing efforts locally. Abuse of prescription drugs was also cited by our experts as an increasing problem for the area, in part, due to its connection to increased crime rates.

Progress and Concerns

The area continues to compare favorably to the U.S. overall and Wisconsin, as it experiences relatively lower rates of violent and property crimes. However, drug-related crimes seem to be on the rise, a concern expressed by experts and evidenced in property crime and drug possession arrests in Outagamie and Winnebago counties.

The strong collaborative work by the Lake Winnebago County MEG Drug Unit should aid in the implementation of a coordinated approach to combat illegal drugs in the area.

98% of leaders and 90% of community members gave the Fox Cities area Good or Excellent ratings at providing for safety.

Public Safety System

Data Highlights

- Figure 1** The amount of county expenditures on public safety increased between 2005 and 2009 in each of the three counties.
- Figure 2** Leaders in the Fox Cities rated the area in terms of safety on a scale from 1 (Poor) to 4 (Excellent). On items asked in 2005, all ratings had increased in 2010. Leaders rated the safety of neighborhoods, protecting residents, and emergency services between 3.4 and 3.5, some of the highest rated items on the survey. Somewhat lower rated were preventing juvenile crime and drug crime.
- Figure 3** Community members have given the Fox Cities either the same or stronger ratings in terms of safety since 2001. Emergency services, neighborhood safety, and school safety received scores of 4 out of 5 possible. In contrast, while the level of preparedness was scored higher by the community in 2010 than it was in 2001 or 2005, it is still rated average by survey respondents.
- Experts in our safety panel noted that the collaboration among agencies on crime prevention initiatives is a strength of the area. The educational institutions have contributed to effective education of safety workers and to the ability of area law enforcement and emergency providers to collaborate.
- 57% of community members said television would be their preferred method to get information from authorities in a large-scale disaster or emergency; 24% said radio. 77% of community members felt that their household is somewhat prepared to handle a large-scale disaster or emergency, 19% said they were not prepared at all and 4% were unsure (2011 BRFSS Fox Cities).

Progress and Concerns

Area experts with whom we spoke urged the area to focus more on educating children and families as a way to reduce violence in the home and educate the community about safety and prevention. They observe some strong collaborative efforts that have reduced duplication of safety-related services, helped to clarify community safety concerns, and develop strategies to address them.

Figure 1

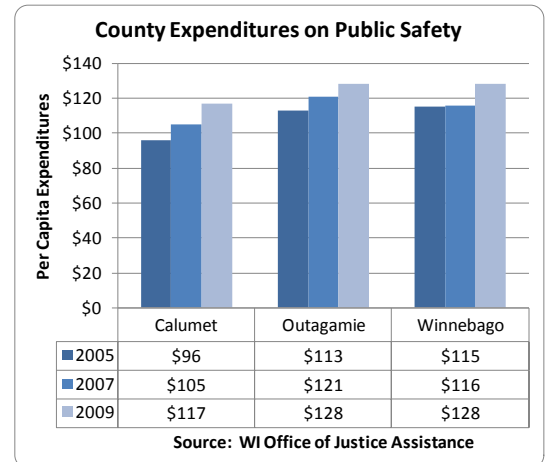


Figure 2

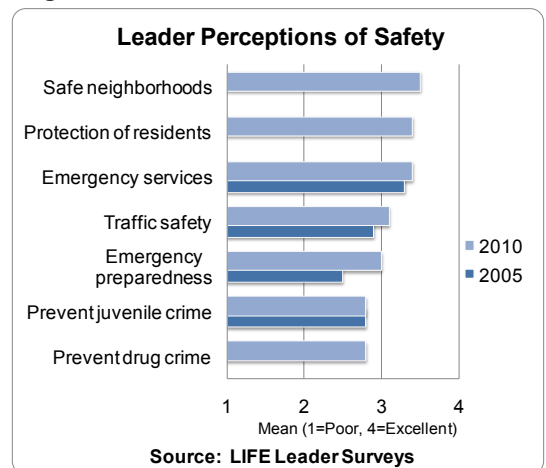
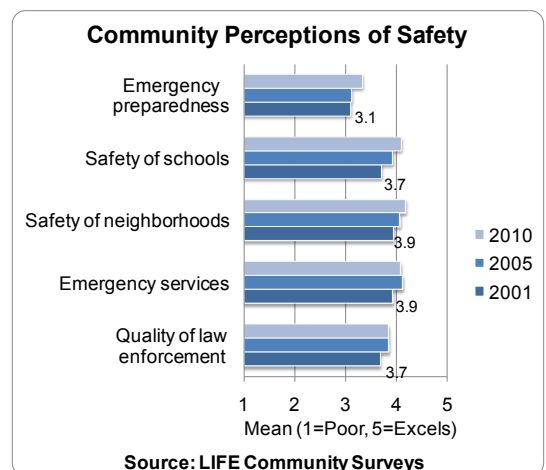


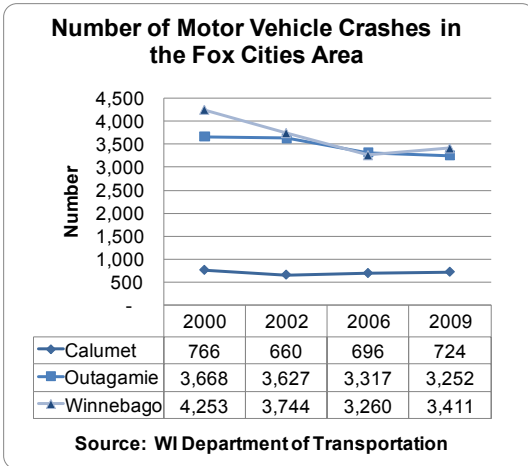
Figure 3



34% of community members rated the Fox Cities area above average at preparedness for major threats (natural disaster or terrorism)

Motor Vehicle Safety

Figure 1



Data Highlights

- Figure 1** The Department of Transportation (DOT) clarifies that crashes are not accidents, but “avoidable events caused by a single variable or chain of variables”. In the Fox Cities area, all three counties experienced a fairly steady rate or decline in the total number of crashes experienced over the past decade.
- Figure 2** The major causes of crashes are listed for areas in the Fox Cities with populations over 15,000. Speed and alcohol are the major contributors to crashes in the area.
- Figure 3** Alcohol use and driving while intoxicated is a major contributor to crashes on the road. Between 2006 and 2009, both Outagamie and Winnebago Counties saw a reduction in the number of alcohol-related crashes experienced. The area has averaged 5 deaths a year due to alcohol, while alcohol-related injuries have decreased since 2006 in all three counties.

Figure 2

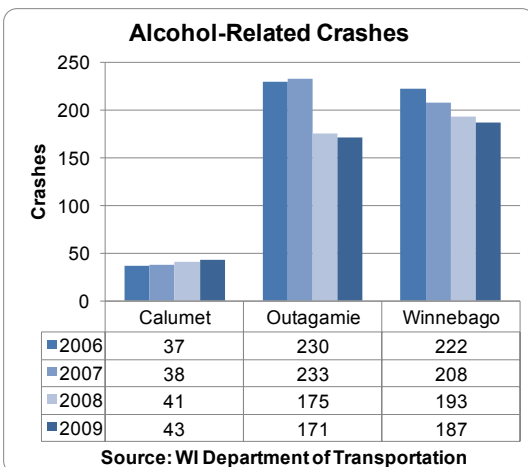
Crash by Type, 2009

	Appleton	Kaukauna	Menasha	Neenah
Bike Crash	33	4	5	9
Pedestrian Crash	8	1	5	4
Motorcycle Crash	18	2	3	11
Alcohol Crash	60	11	13	20
Speed Crash	176	28	19	48

Source: WI Department. of Transportation

- The Safe Routes to School program, a federally funded program begun in 2005, encourages children in primary and middle school grades to walk or bike to school. Communities and school districts plan for and create safe routes. In the Fox Cities area, seven school districts in the following municipalities have completed plans for safe routes to school: Appleton, Hortonville, Kimberly, Little Chute, Menasha, Neenah, and New London.

Figure 3



Progress and Concerns

Despite growing population and major highway systems through the Fox Cities, the number of crashes has declined in all three counties and the number of alcohol-related crashes has also declined. In future years, as biking and walking become more of an emphasis, the area will monitor the number of crashes involving bicycles and pedestrians.

Alcohol still plays a major role in a high number of crashes in the Fox Cities area. With new, somewhat stricter drunk driving laws now in force in the state of Wisconsin, the area may see a reduction in alcohol-related crashes.

86% of leaders rated the area good or excellent at promoting safe traffic conditions